

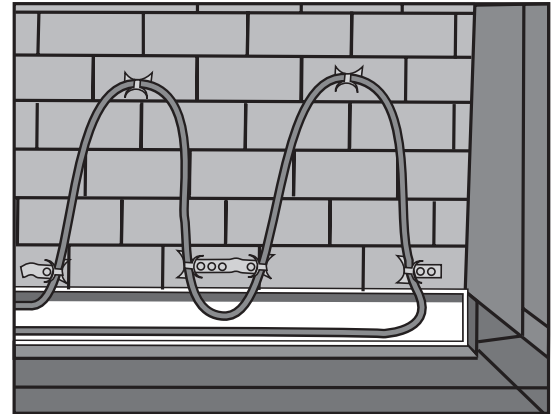

# Chromalox<sup>®</sup>

## Installation Instructions

### SERVICE REFERENCE

DIVISION 4	SECTION RCK
SALES REFERENCE (Supersedes PJ481-2)	PJ481-3
161-511930-005	
DATE	MARCH, 2004

## RCK-1 Roof Cable Clips



The RCK-1 Roof Cable Clip is used to attach Chromalox heating Cable to most types of roof surfaces. This kit contains 5 double clips, which is enough for approximately seven linear feet of roof edge.

### INSTALLATION

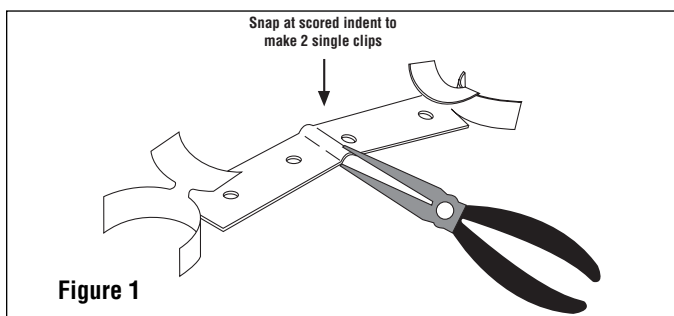
#### ⚠ WARNING

**ELECTRIC SHOCK HAZARD. Disconnect all power before installing or servicing heating cable and accessories. A qualified person must perform installation and service of heating cable and accessories. Heating cable must be effectively grounded in accordance with the National Electrical Code. Failure to comply can result in personal injury or property damage.**

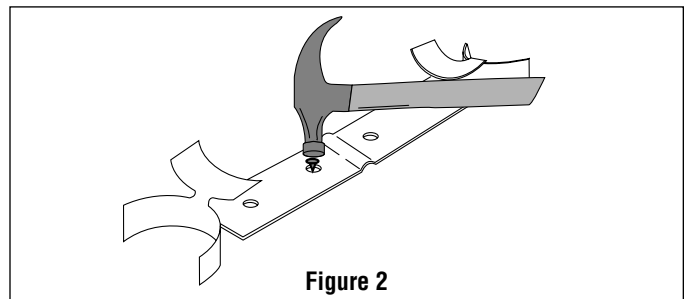
**Note:** All electrical wiring, including GFCI (Ground Fault Circuit Interrupters), must be done according to National Electrical or local codes by a qualified person.

1. Plan the layout of the roof clips according to the installation instructions supplied with the cable. One double clip is used to secure the heating cable looped at the roof edge (this assures a drainage channel to the gutter). A single clip is used to fasten the cable at the top of the saw tooth layout arrangement.

Single clips are made by snapping the double clip in two at the scored indentation.

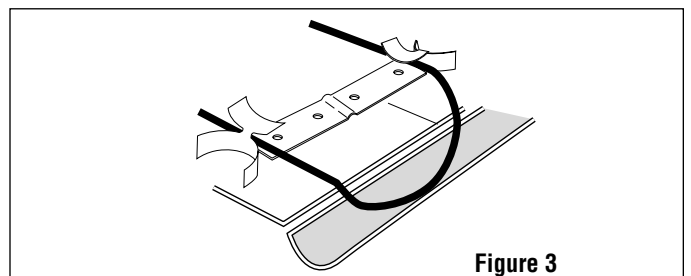


2. Fasten the clips to the roof with roofing nails or screws. Apply water sealing material around the nail/screw to prevent water leakage.



**Note:** Fasten the clips to the roof *before* installing the heating cables.

3. After installing the clips on the roof, thread the heating cable around the clips. Use extra clips in any location where the heating cable is susceptible to excess stress or movement.



## INSTALLATION

- Using pliers, close the clips firmly about the cable, being careful not to crush the cable.

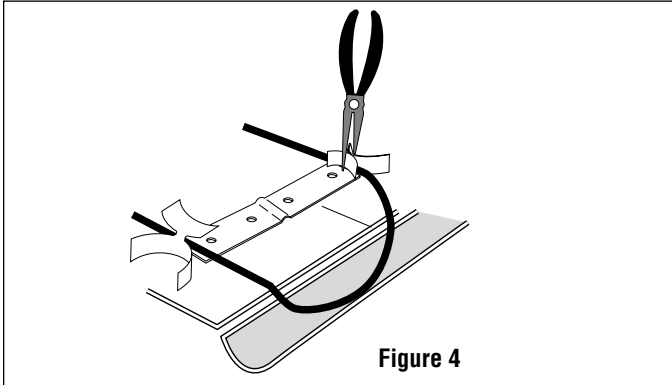
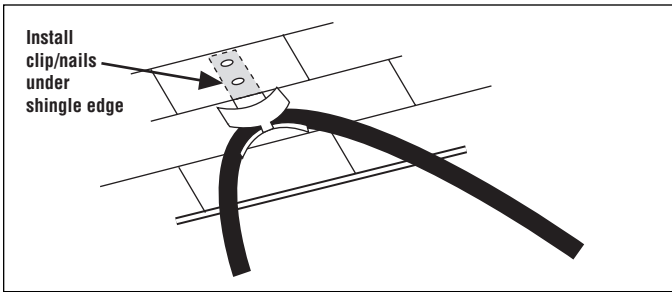


Figure 4

## SINGLE CLIP INSTALLATION



**Note:** Use Aluminum tape to hold cable in place in gutters.

### WARRANTY AND LIMITATION OF REMEDY AND LIABILITY

Chromalox warrants only that the Products and parts manufactured by Chromalox, when shipped, and the work performed by Chromalox when performed, will meet all applicable specification and other specific product and work requirements (including those of performance), if any, and will be free from defects in material and workmanship under normal conditions of use. All claims for defective or nonconforming (both hereinafter called defective) Products, parts or work under this warranty must be made in writing immediately upon discovery, and in any event, within one (1) year from delivery, provided, however all claims for defective Products and parts must be made in writing no later than eighteen (18) months after shipment by Chromalox. Defective and nonconforming items must be held for Chromalox's inspections and returned to the original f.o.b. point upon request. THE FOREGOING IS EXPRESSLY IN LIEU OF ALL OTHER WARRANTIES WHATSOEVER, EXPRESS, IMPLIED AND STATUTORY, INCLUDING, WITHOUT LIMITATION, THE IMPLIED WARRANTIES OF MERCHANTABILITY AND FITNESS FOR A PARTICULAR PURPOSE.

Notwithstanding the provisions of this WARRANTY AND LIMITATION Clause, it is specifically understood that Products and parts not manufactured and work not performed by Chromalox are warranted only to the extent and in the manner that the same are warranted to Chromalox by Chromalox's vendors, and then only to the extent that Chromalox is reasonably able to enforce such warranty, it being understood Chromalox shall have no obligation to initiate litigation unless Buyer undertakes to pay all cost and expenses

thereof, including but not limited to attorney's fees, and indemnifies Chromalox against any liability to Chromalox's vendors arising out of such litigation.

Upon Buyer's submission of a claim as provided above and its substantiation, Chromalox shall at its option either (i) repair or replace its Products, parts or work at the original f.o.b. point of delivery or (ii) refund an equitable portion of the purchase price.

THE FOREGOING IS CHROMALOX'S ONLY OBLIGATION AND BUYER'S EXCLUSIVE REMEDY FOR BREACH OF WARRANTY, AND IS BUYER'S EXCLUSIVE REMEDY AGAINST CHROMALOX FOR ALL CLAIMS ARISING HEREUNDER OR RELATING HERETO WHETHER SUCH CLAIMS ARE BASED ON BREACH OF CONTRACT, TORT (INCLUDING NEGLIGENCE AND STRICT LIABILITY) OR OTHER THEORIES, BUYER'S FAILURE TO SUBMIT A CLAIM AS PROVIDED ABOVE SHALL SPECIFICALLY WAIVE ALL CLAIMS FOR DAMAGES OR OTHER RELIEF, INCLUDING BUT NOT LIMITED TO CLAIMS BASED ON LATENT DEFECTS. IN NO EVENT SHALL BUYER BE ENTITLED TO INCIDENTAL OR CONSEQUENTIAL DAMAGES AND BUYER SHALL HOLD CHROMALOX HARMLESS THEREFROM. ANY ACTION BY BUYER ARISING HEREUNDER OR RELATING HERETO, WHETHER BASED ON BREACH OF CONTRACT, TORT (INCLUDING NEGLIGENCE AND STRICT LIABILITY) OR OTHER THEORIES, MUST BE COMMENCED WITHIN ONE (1) YEAR AFTER THE DATE OF SHIPMENT OR IT SHALL BE BARRED.

W2008M

**Chromalox**<sup>®</sup>  
PRECISION HEAT AND CONTROL

1382 HEIL QUAKER BLVD., LAVERGNE, TN 37086  
Phone: (615) 793-3900      www.chromalox.com